




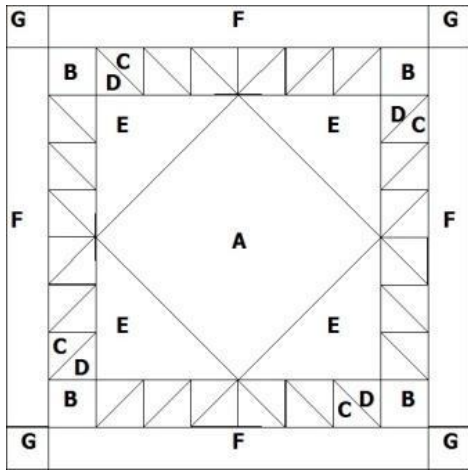





CUTTING INSTRUCTIONS FOR ONE BLOCK © Judie Bellingham 2011

Fabric and Color	Templates	
 Light Blue	B	Cut four 2 ³ / ₄ " x 2 ³ / ₄ " squares
	C	Cut twelve 3 ¹ / ₈ " squares and cut diagonally to make 24 triangles
	E	Cut two 7 ⁵ / ₈ " squares and cut diagonally to make 4 triangles
	F	Cut four rectangles 18 ¹ / ₂ " x 2 ¹ / ₂ "
 Medium Blue	D	Cut twelve 3 ¹ / ₈ " squares and cut diagonally to make 24 triangles
 Dark Blue	A	Cut one square 10" x 10"
	G	Cut four 2 ¹ / ₂ " x 2 ¹ / ₂ " squares



**CUTTING INSTRUCTIONS FOR 20
BLOCK QUILT** © Judie Bellingham 2011

Fabric and Color	Templates	
 Light Blue 6 ¼ yards	B	Cut Eighty 2 ¾" x 2 ¾" squares
	C	Cut two hundred and forty 3 ⅛" squares and cut diagonally to make 480 triangles
	E	Cut forty 7 ⅝" squares and cut diagonally to make 80 triangles
	F	Cut eighty rectangles 18 ½" x 2 ½"
 Medium Blue 1 ⅝ yards	D	Cut two hundred and forty 3 ⅛" squares and cut diagonally to make 480 triangles
 Dark Blue 1 ¾ yards	A	Cut twenty square 10" x 10"
	G	Cut eighty 2 ½" x 2 ½" squares